
Corporate engagement within sustainable investment

Information for researched companies



Table of Contents

Introduction	3
Overview of FTSE Russell's corporate communication process: ESG scores data	4
Overview of FTSE4Good Index Series	6
Overview of FTSE Russell's corporate communication process: Transition Pathway Initiative data	7
Overview of FTSE Russell's corporate communication process: Green Revenues data	8

Corporate engagement within sustainable investment

Introduction

FTSE Russell follows a structured engagement process when communicating with companies. The purpose of this engagement with the researched companies is to ensure there is transparency of both the related sustainable investment data methodology and collected sustainability data.

All engagement with companies is carried out as part of the standard operations of FTSE Russell to ensure Environmental, Social, and Governance (ESG) scores take into account relevant information.

FTSE Russell follows four key principles:

When communicating with companies, FTSE Russell follows four key principles:

1

We enable all companies to review the information we have collected, as an additional data check mechanism;

2

We aim to ensure companies are treated and assessed fairly and transparently;

3

We take on board corporate feedback on the ESG Ratings criteria to improve and refine our methodology over time;

4

And we aim to catalyze improvements in corporate disclosure, practice and performance, while giving constituents adequate time to respond to queries.

Overview of FTSE Russell's corporate communication process: ESG scores data

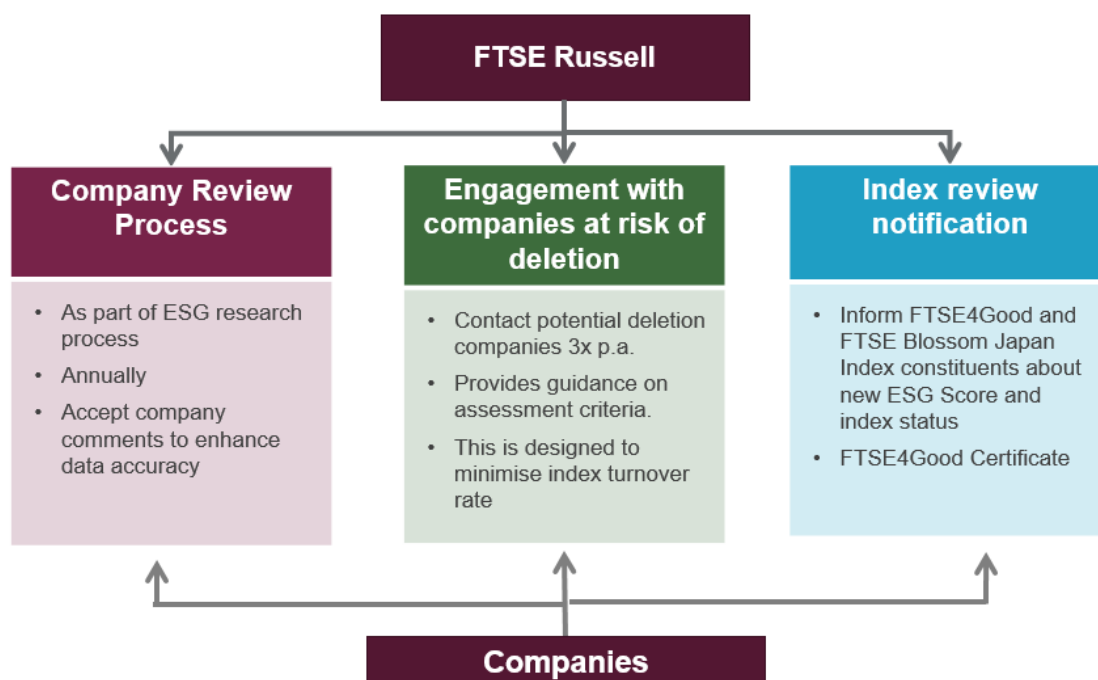
FTSE Russell ESG Scores and data

FTSE Russell's ESG Scores and data model allows investors to understand a company's exposure to, and management of, ESG issues in multiple dimensions.

Championing transparency:

- FTSE Russell relies on publicly disclosed information for ESG data, which we consider to be more reliable and less subjective compared to private, survey-based data. We do not send questionnaires to issuers to reduce the scope for self-assessments, which will enhance the transparency process
- Our primary sources of data are therefore annual reports and other materials issued by public companies. We also supplement this data with other sources such as climate related data from Carbon Disclosure Project (CDP)
- FTSE Russell's approach is fully traceable: we are able to disclose the source from where data was collected, and the calculation methodologies for the companies' scores. The score is based on a rules-based methodology which is not reliant on analyst subjective views

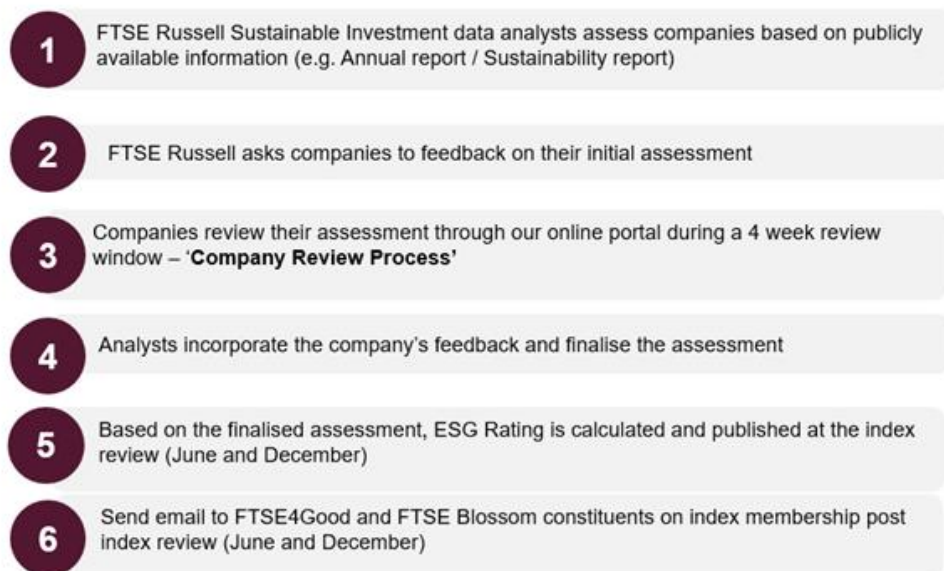
To help companies understand how ESG Scores are calculated, companies are provided with a full copy of the methodology document. The document describes in detail the rules-based process through which FTSE Russell applies datapoints to a company and how it combines these datapoints into an ESG Score. Through this process, companies can see their own detailed ESG evaluation and are given an opportunity to review and provide their feedback and comments.



Company review process (once in an annual ESG research cycle)

Companies can access our web-based research platform (Sustainable Investment Data Platform). Companies are given around 4 weeks to review and provide feedback (by providing, for example, additional public information) that could be factored into our analysis. Analysts review this feedback and determine if a change in assessment is warranted.

ESG Research Process: Overview




Established process for corporate communications

This process enables companies to engage with us directly (email: ftse4good@ftserussell.com) to enhance their understanding of our ESG data model and research process etc.

The process includes:

- Dedicated client service desk to provide SME services in several local languages and can arrange for a call/meeting with companies upon request, subject to resource constraints
- An opportunity to discuss the ESG Scores and data can be provided to each company upon request

*Unlike credit rating providers, FTSE Russell does not charge companies for providing ESG scoring services, hence minimizing any potential conflicts of interest.



Overview of FTSE4Good Index Series

The FTSE4Good index series, launched in 2001, has led to measurable improvements in corporate sustainability performance. Through the FTSE4Good Index Series, we have engaged with companies for two decades to help improve ESG disclosure standards. Academic studies from Edinburgh and Nottingham Universities have helped show the effectiveness of this engagement approach. This has been driven by incremental increases in inclusion thresholds together with grace periods, where the corporates are notified 12 months in advance of a potential index deletion (due to threshold change) to improve their standards.

FTSE Russell follows a structured process to ensure companies are given adequate notice when they face deletion from the FTSE4Good index series, so they can address shortfalls in their ESG Score if they wish to try to retain index inclusion.

Although some companies are deleted from our indexes eventually as a result, this is counterbalanced by others moving to meet our standards and gaining inclusion.

Case study: FTSE Blossom Japan Index and the GPIF

FTSE Russell has supported Japan's Government Pension Investment Fund (GPIF) – the largest pension fund in the world – to help improve stewardship and corporate governance practices among listed Japanese companies.

This work has been through the FTSE Blossom Japan Index, an industry-neutral benchmark that comprises Japanese companies which demonstrate strong sustainability practices.

The index encourages improvements in corporate disclosure and sustainability performance, with companies required to meet international standards to gain inclusion. GPIF, alongside a number of other investors, are users of this index.

Given its level of visibility in Japan due to the clients using it, the FTSE Blossom Japan Index generates significant engagement and dialogue with Japanese companies and, importantly, catalyzes action from companies seeking to improve their practices to qualify for inclusion. In December 2020, small cap Japanese companies became eligible, which further extends the engagement program.

Overview of FTSE Russell's corporate communication process: Transition Pathway Initiative data

The Transition Pathway Initiative (TPI)

The [Transition Pathway Initiative](#) (TPI) was set up in 2017 by asset owners to help assess the alignment of their portfolios with the goals of the Paris Agreement and to drive emissions reductions from portfolio companies. As of February 2022, it comprises 120 investors globally who have pledged their support, jointly representing over \$40 trillion in combined Assets under management/advice.

In addition, it provides a central part of the data and analysis for the Climate Action 100+ initiative, which brings together investors managing more than \$65 trillion in assets in a collaborative engagement to encourage the world's largest corporate emitters to take action on climate change.

Using publicly disclosed corporate information sourced and provided by FTSE Russell, the TPI's data partner, the TPI evaluates and tracks the companies' carbon management, their risks and opportunities related to the low-carbon transition, and their alignment with the reductions needed to meet national and international climate targets. Since June 2021, FTSE Russell has been directly engaging with TPI companies for their review of the indicative data.

The final result analysis is made publicly available via the TPI's academic partner, the Grantham Research Institute on Climate Change and the Environment at the London School of Economics and Political Science. This is important in that it allows companies to easily see and understand how they, and their peers, are ranked. It also provides the wider market with access to the TPI data.

To supplement this tool, FTSE Russell recently, in partnership with TPI, launched the FTSE TPI Climate Transition Index. The index, which at launch the Church of England Pension Board announced it would use for its core passive equity fund, uses TPI data to adjust the weights of companies in the underlying FTSE Developed Index, according to their performance against five criteria: fossil fuel reserves; carbon emissions; green revenues; TPI management quality; and TPI carbon performance.

Enhancements to FTSE Russell Climate Change theme (ECC) and FTSE4Good Ground Rules update:

- FTSE Russell also introduced some enhancements to the calculation of Climate Change theme (ECC) scores at the June 2021 Index Review to more accurately capture corporate performance on climate change and to more closely align with the key global investor climate initiatives such as TPI.
- To raise corporate standards on these issues, FTSE Russell also updated FTSE4Good inclusion rules which illustrates that companies in carbon-intensive sectors can only maintain membership if they take climate risks seriously

https://research.ftserussell.com/products/downloads/FTSE4Good_Index_Series_Ground_Rules.pdf

Overview of FTSE Russell's corporate communication process: Green Revenues data

Green Revenues data

FTSE Russell's Green Revenues 2.0 data model monitors the revenues of over 16,000 companies across 48 developed and emerging markets of which approximately 3,000 are identified as having green revenues. The Green Revenues data set relies on company revenues disclosures in annual reports, but as only a small percentage of companies disclose revenues with sufficient granularity, FTSE Russell has developed a Green Revenues estimation model to overcome the problem of missing data.

Company review of research

All companies are contacted and given the opportunity to comment on the accuracy and completeness of the data concerning them. Companies may respond within a four-week time frame.

Where companies identify pertinent information (i.e. information relevant to their assessment), such as revenues or product specific attributes that were not included in the assessment, applicable company changes and the assessment itself will be updated.

London Stock Exchange's Green Economy Mark

The Green Economy Mark (above) identifies London-listed companies and funds that generate between 50% and 100% of total annual revenues from products and services that contribute to the global green economy.



The underlying methodology is the Green Revenues taxonomy developed by FTSE Russell as part of the FTSE Environmental Markets Classification System. It identifies industrial sectors and subsectors that are contributors to a greener, more sustainable economy such as climate change mitigation and adaptation, cleaner water, responsible resource extraction, pollution control and sustainable agriculture.

The 50%+ threshold for the Mark recognises businesses who have a material revenue contribution from the Green Economy. In this way it includes but also looks beyond 'pure-play' green or clean technology companies to highlight those of all sizes, across all industries, driving the transition to a sustainable, low carbon economy.

Through its consistent application across London Stock Exchange's markets and segments, the Green Economy Mark and Green Revenue tracking improves visibility to investors and other stakeholders that are interested in Green Economy activities.

For further details, please visit [Green Economy Mark | London Stock Exchange](#)

For more information about our indexes, please visit ftserussell.com.

© 2022 London Stock Exchange Group plc and its applicable group undertakings (the "LSE Group"). The LSE Group includes (1) FTSE International Limited ("FTSE"), (2) Frank Russell Company ("Russell"), (3) FTSE Global Debt Capital Markets Inc. and FTSE Global Debt Capital Markets Limited (together, "FTSE Canada"), (4) FTSE Fixed Income Europe Limited ("FTSE FI Europe"), (5) FTSE Fixed Income LLC ("FTSE FI"), (6) The Yield Book Inc ("YB") and (7) Beyond Ratings S.A.S. ("BR"). All rights reserved.

FTSE Russell® is a trading name of FTSE, Russell, FTSE Canada, FTSE FI, FTSE FI Europe, YB and BR. "FTSE®", "Russell®", "FTSE Russell®", "FTSE4Good®", "ICB®", "The Yield Book®", "Beyond Ratings®" and all other trademarks and service marks used herein (whether registered or unregistered) are trademarks and/or service marks owned or licensed by the applicable member of the LSE Group or their respective licensors and are owned, or used under licence, by FTSE, Russell, FTSE Canada, FTSE FI, FTSE FI Europe, YB or BR. FTSE International Limited is authorised and regulated by the Financial Conduct Authority as a benchmark administrator

All information is provided for information purposes only. All information and data contained in this publication is obtained by the LSE Group, from sources believed by it to be accurate and reliable. Because of the possibility of human and mechanical error as well as other factors, however, such information and data is provided "as is" without warranty of any kind. No member of the LSE Group nor their respective directors, officers, employees, partners or licensors make any claim, prediction, warranty or representation whatsoever, expressly or impliedly, either as to the accuracy, timeliness, completeness, merchantability of any information or of results to be obtained from the use of FTSE Russell products, including but not limited to indexes, data and analytics, or the fitness or suitability of the FTSE Russell products for any particular purpose to which they might be put. Any representation of historical data accessible through FTSE Russell products is provided for information purposes only and is not a reliable indicator of future performance.

No responsibility or liability can be accepted by any member of the LSE Group nor their respective directors, officers, employees, partners or licensors for (a) any loss or damage in whole or in part caused by, resulting from, or relating to any error (negligent or otherwise) or other circumstance involved in procuring, collecting, compiling, interpreting, analysing, editing, transcribing, transmitting, communicating or delivering any such information or data or from use of this document or links to this document or (b) any direct, indirect, special, consequential or incidental damages whatsoever, even if any member of the LSE Group is advised in advance of the possibility of such damages, resulting from the use of, or inability to use, such information.

No member of the LSE Group nor their respective directors, officers, employees, partners or licensors provide investment advice and nothing in this document should be taken as constituting financial or investment advice. No member of the LSE Group nor their respective directors, officers, employees, partners or licensors make any representation regarding the advisability of investing in any asset or whether such investment creates any legal or compliance risks for the investor. A decision to invest in any such asset should not be made in reliance on any information herein. Indexes cannot be invested in directly. Inclusion of an asset in an index is not a recommendation to buy, sell or hold that asset nor confirmation that any particular investor may lawfully buy, sell or hold the asset or an index containing the asset. The general information contained in this publication should not be acted upon without obtaining specific legal, tax, and investment advice from a licensed professional.

No part of this information may be reproduced, stored in a retrieval system or transmitted in any form or by any means, electronic, mechanical, photocopying, recording or otherwise, without prior written permission of the applicable member of the LSE Group. Use and distribution of the LSE Group data requires a licence from FTSE, Russell, FTSE Canada, FTSE FI, FTSE FI Europe, YB and/or their respective licensors.

About FTSE Russell

FTSE Russell is a leading global index provider creating and managing a wide range of indexes, data and analytic solutions to meet client needs across asset classes, style and strategies. Covering 98% of the investable market, FTSE Russell indexes offer a true picture of global markets, combined with the specialist knowledge gained from developing local benchmarks around the world.

FTSE Russell index expertise and products are used extensively by institutional and retail investors globally. For over 30 years, leading asset owners, asset managers, ETF providers and investment banks have chosen FTSE Russell indexes to benchmark their investment performance and create investment funds, ETFs, structured products and index-based derivatives. FTSE Russell indexes also provide clients with tools for asset allocation, investment strategy analysis and risk management.

A core set of universal principles guides FTSE Russell index design and management: a transparent rules-based methodology is informed by independent committees of leading market participants. FTSE Russell is focused on index innovation and customer partnership applying the highest industry standards and embracing the IOSCO Principles. FTSE Russell is wholly owned by London Stock Exchange Group.

For more information, visit ftserussell.com.

To learn more, visit ftserussell.com; email info@ftserussell.com; or call your regional Client Service Team office:

EMEA

+44 (0) 20 7866 1810

North America

+1 877 503 6437

Asia-Pacific

Hong Kong +852 2164 3333

Tokyo +81 3 6441 1430

Sydney +61 (0) 2 8823 3521